


MAKE A TETRAHEDRAL KITE

MATERIALS YOU NEED:


- 24 STRAWS • KITE STRING • TAPE • TISSUE PAPER OR WRAPPING PAPER • SCISSORS

INSTRUCTIONS

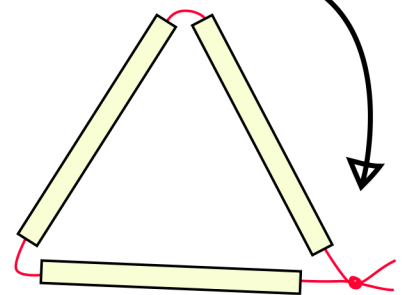
1 STRAW



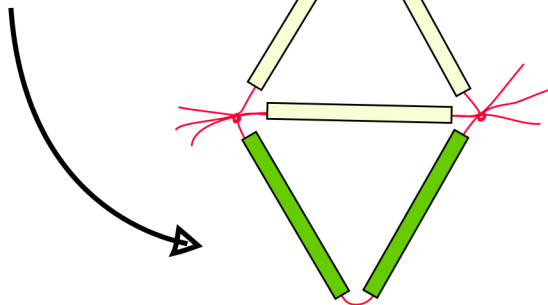
2 STRING THROUGH STRAW



3 TIE A KNOT



4 ADD 2 MORE STRAWS

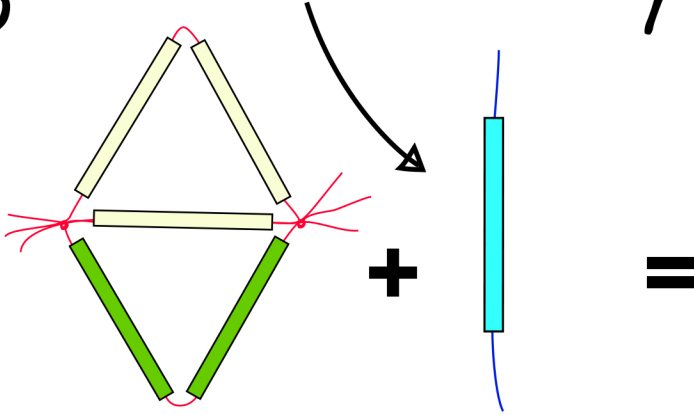


5 TIE A KNOT AND CUT STRING LEAVING 3 INCHES

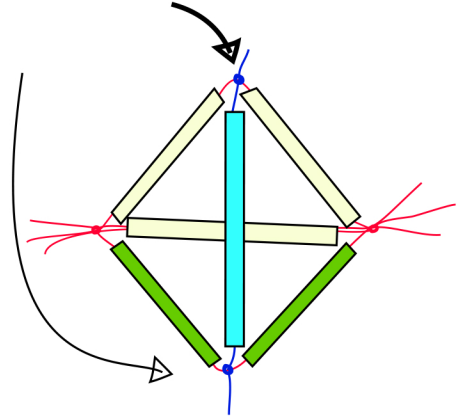


MAKE A TETRAHEDRAL KITE

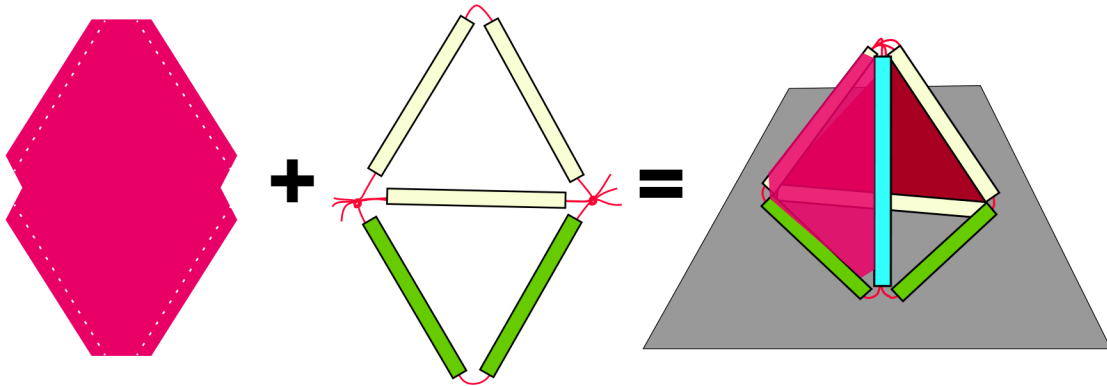
6 ADD ONE MORE STRAW



7 LIFT EACH END AND TIE TOGETHER AT CORNERS TO MAKE A PYRAMID



8 CUT TISSUE PAPER, WRAP AROUND 2 SIDES AND TAPE IN PLACE



9 MAKE 3 MORE PYRIMIDS
TIE THEM ALL TOGETHER AT
THE CORNERS TO MAKE
A 2 TEIR PYRIMID

