



BUNNY EARS CRAFT

INSTRUCTIONS:


- 1.) Print out page on white paper.
- 2.) Color FACE and BELLY.
- 3.) Cut out shapes.
- 4.) Glue onto colored paper.
- 5.) Glue on a bunny tail (cotton ball).
- 6.) Use a stamp pad or craft paint to add bunny ears with fingers.



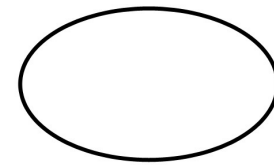
FACE



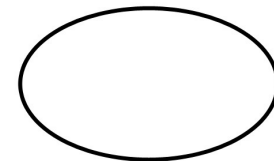
BODY



BELLY



FOOT



FOOT